



Monitoring Seniors Services 2021

7th Edition

February 16, 2022



OFFICE OF THE
SENIORS ADVOCATE

Demographics

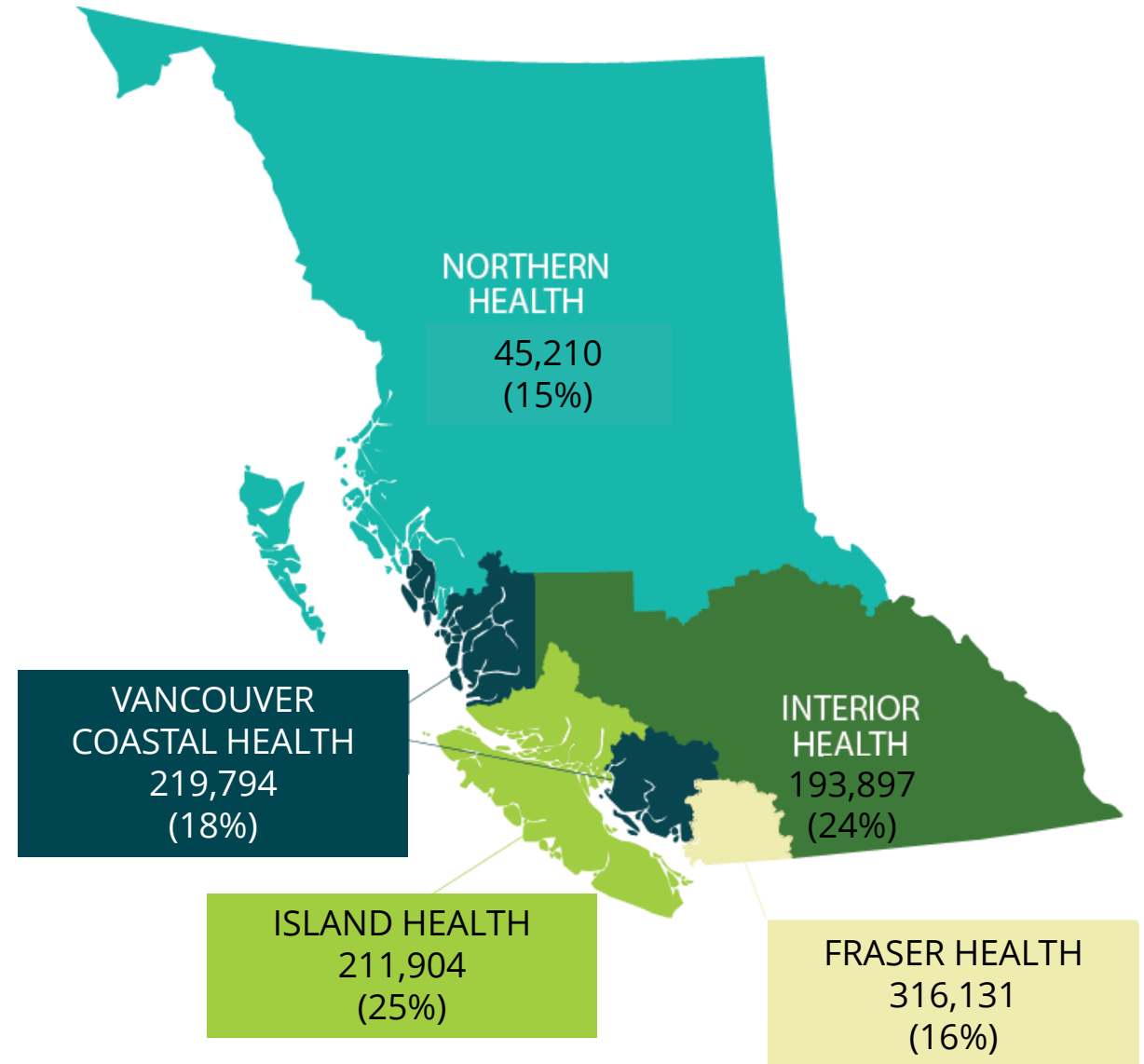
B.C. Seniors Population 2020

986,936
total seniors

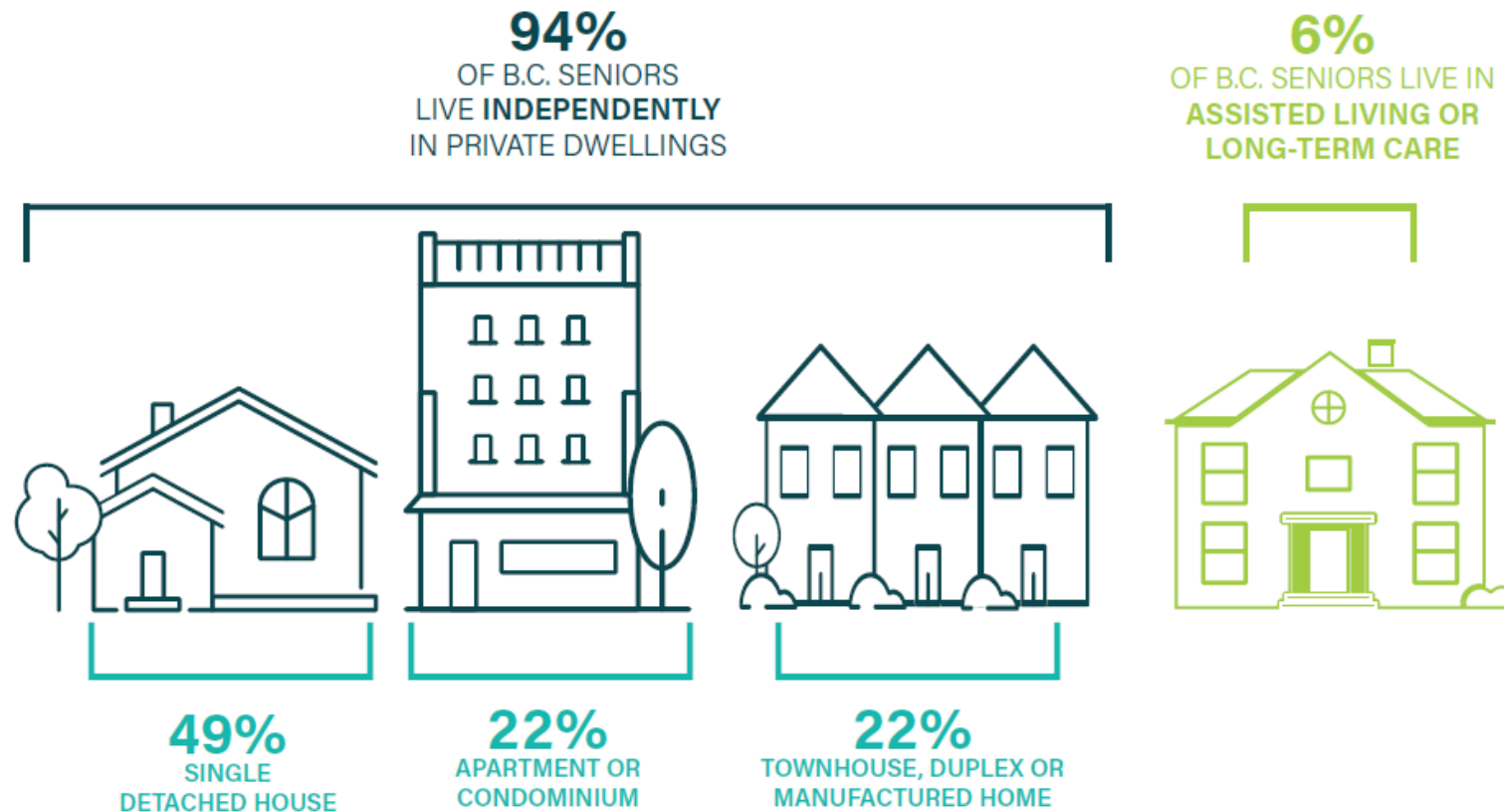
19%
of population

4% ↑
in 65+ population

<1% ↑
in under 65



Demographics





Health Care Highlights

General

B.C. seniors 65+ are generally healthy:

- **13%** non-users of health care and healthy
- **29%** low-complexity chronic conditions
- **29%** medium-complexity chronic conditions
- **19%** high-complexity conditions
- **4%** frail in long-term care and end of life
- **6%** diagnosed with dementia
- **Relatively stable** over **5 years.**

Health Care Highlights

Hospitalizations

- **9% ↓** in emergency room visits by seniors
(**17% ↓** under 65)
- **7% ↓** in hospitalizations for seniors
(**6 % ↓** under 65)

Alternate Level of Care (ALC)

- **28% ↓** in ALC days
- **18% ↓** in avg length of ALC stays





Health Care Highlights

Home Support

- **3% ↓** in home support clients and care hours (47,442 clients, **12,082,925** care hours)
- **2% ↓** in overnight respite beds

Adult Day Programs


- **87% ↓** in Adult Day Program clients (from **7,501** to **1,015**)
- **96% ↓** in Adult Day Program days (from **292,161** to **12,994**)

Health Care Highlights

Assisted Living (AL)

Over the last five years:

- **3% ↓** in subsidized units
- **26% ↓** private units
- **21% ↑** non-registered units
- **6% ↑** in complaints
- **109% ↑** in inspections



Health Care Highlights

Long-term Care (LTC)

- **11%** ↓ in LTC facilities inspected
- **9%** ↑ in LTC waitlist for admission
- **33%** ↑ in average wait time (**178 days**)
- **37%** ↓ in clients in an interim care home waiting for a preferred care home
- **7%** ↑ in proportion of residents taking antipsychotics



Health Care Highlights

Health Human Resources

- Active, registered health care employees **increased** and so did job vacancies

| | Total | Increase | Vacancy Rate |
|----------------------------------|--------|----------|--------------|
| Registered Nurses | 39,843 | 3% | 5% |
| Licensed Practical Nurses | 13,847 | 4% | 2.5% |
| Care Aides and CHWs | 38,612 | 7% | 3% |

- Difficult to fill vacancies remained highest among nurse practitioners and physiotherapists





Community Supports Highlights

New Horizons for Seniors

- **58%** ↑ in federal funding for 436 new community-based projects for seniors

First Link©

- **16%** ↓ clients, but **24%** ↑ client contacts for dementia support

Safe Seniors, Strong Communities

- Provided **860,000** support services to nearly **26,000** seniors with **13,000** volunteers

Housing Highlights

Seniors Subsidized Rental Housing

Over the last 5 years:

- **1% ↓** in units (31,668)
- **14% ↓** in units/1,000 pop.
- **43% ↑** in applicants

As of March 31, 2021:

- **8,706** on the waiting list (**8%↑**)
- **8%** of applicants housed (**714**)
- **2-year** median wait time (**19% ↑**)





Housing Highlights

Shelter Aid for Elderly Renters (SAFER)

- **25,199** people receive SAFER (**1% ↑**)
- **94%** of SAFER clients are single
- Avg. monthly income of SAFER recipients **\$1,675** (**2% ↑**)
- B.C. avg. monthly rent **\$1,297** (**3% ↑**)
- Avg. monthly SAFER subsidy **\$199** (**4% ↓**)

Property Tax Deferral

- **72,067** seniors deferred their property taxes
- **15% ↓** in new users of the program
- Avg. deferred was **\$4,297**

Transportation Highlights

Driving

- **80%** of seniors maintained an active driver's license (6% ↑)
- **11% ↑** in active driver's license of seniors 80+

Public Transportation

- **23% ↓** in Active HandyDART clients
- **57% ↓** in HandyDART ride requests
- **2% ↓** in B.C. Bus Pass recipients

Income Support Highlights

Cost of Living

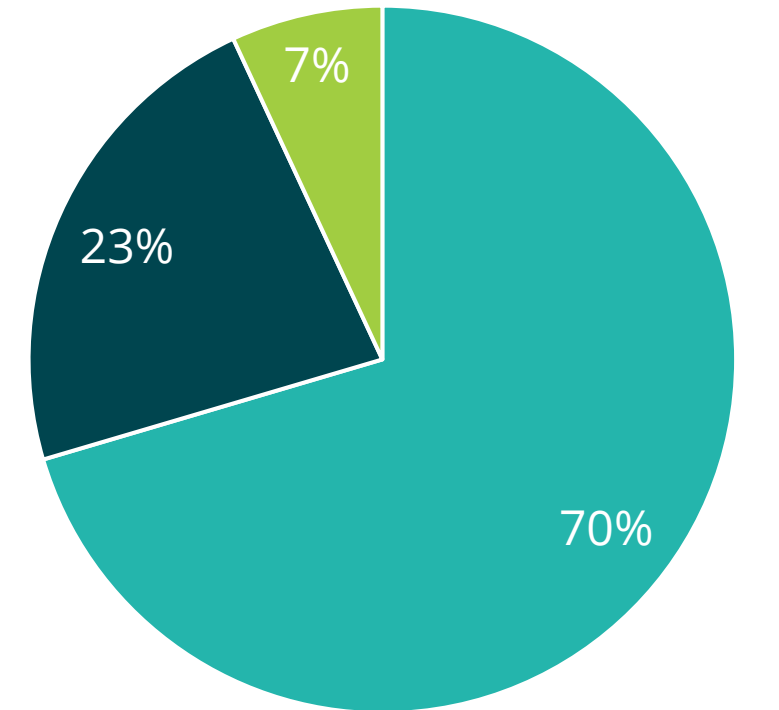
- Median seniors income **\$30,750** (\$46,466 avg.)
- B.C.'s inflation **3% ↑**

Income Supports

- **3% ↑** in OAS and GIS
- **101% ↑** in BC Seniors Supplement
- **2% ↑** in avg. CPP
- **6% ↑** in number of seniors receiving GIS
- **4% ↑** in those receiving B.C. Senior's Supplement

Fair PharmaCare

- **68%** of drug costs paid by seniors



- Not Receiving GIS
- Receiving GIS Only
- Receiving GIS and BC Senior's Supplement

Safety and Protection Highlights

Seniors Abuse and Neglect

- **5% ↑** in calls to the Seniors Abuse and Information Line (SAIL) related to abuse
- **15% ↑** in cases of physical abuse against seniors reported to Vancouver Police Department
- **20% ↓** in suspected cases of abuse reported to designated agencies involving seniors

