



OFFICE OF THE
SENIORS ADVOCATE

B R I T I S H C O L U M B I A

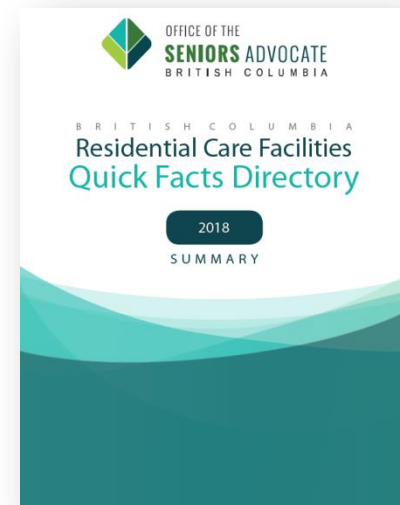
Residential Care Facilities Quick Facts Directory

2018

S U M M A R Y

About the directory

- ◆ Standardized information on 293 publicly-subsidized residential care facilities in B.C. that care for almost 28,000 seniors at any one time
- ◆ Information includes:
 - Bed/room configuration
 - Information about food (funded food costs, food preparation)
 - Care quality indicators
 - Funded care hours
- ◆ This year's results of the OSA survey also included:
 - Opinions of 20,000 residents and their caregivers



Facility profile

- ◆ **110 facilities with 8,814 beds are health authority owned**
- ◆ **183 facilities with 18,328 beds are contracted**
- ◆ **73%** of residents reside in single-occupancy rooms
 - **87%** of rooms in residential care are single-occupancy, **9%** are double-occupancy, **4%** are multi-bed-rooms (3 or more beds)
- ◆ **Health Authority owned and operated facilities**
 - **54%** of residents reside in single-occupancy rooms
- ◆ **Contracted facilities**
 - **82%** of residents reside in single-occupancy rooms
- ◆ There are differences between contracted and HA owned and operated facilities in room configuration, client complexity, funded care hours, reportable incidents, substantiated complaints and use of therapies

Resident profile

- ◆ Average age of residents — **85 years**
 - **59% are 85 or older**
 - **5% younger than 65**
- ◆ **Cognitive profile**
 - **30%** of residents have severe cognitive impairment (CPS 4+); higher in health authority-owned facilities
 - **51%** have mild to moderate impairment and **19%** have no impairment
- ◆ **Physical profile**
 - **30%** almost completely or completely dependant in activities of daily living (ADL 5+)

Social engagement of residents

- ◆ Social engagement or involvement measured by the Index of Social Engagement (ISE)
- ◆ Almost half of residents had a low sense of social engagement (ISE 0-2 on seven point scale)
 - Similar across ownership types



ISE factors:

- At ease interacting with others
- Pursues involvement in the life of the facility
- Accepts invitations into most group activities
- At ease doing planned or structures activities
- Establishes own goals
- At ease doing self-initiated activities

Direct Care Hours

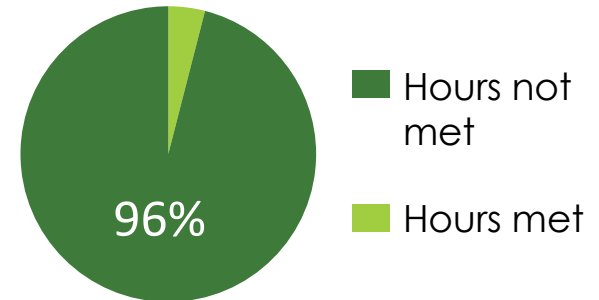
◆ **B.C. average of 3.14 care hours per resident per day**

◆ **15% of facilities meet the provincial guideline of 3.36 direct care hours**

- A **6%** improvement from last year (**9% meeting**)

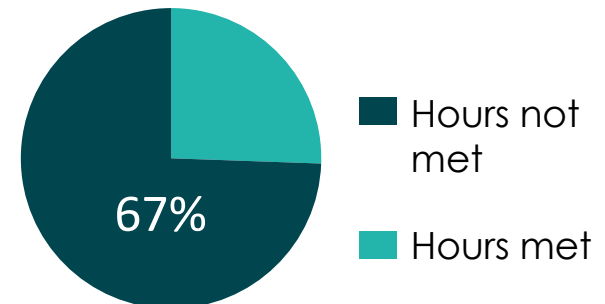
◆ **Contracted facilities**

- Funded for an average of **3.01** direct care hours
- **96%** fall below **3.36** direct care hours



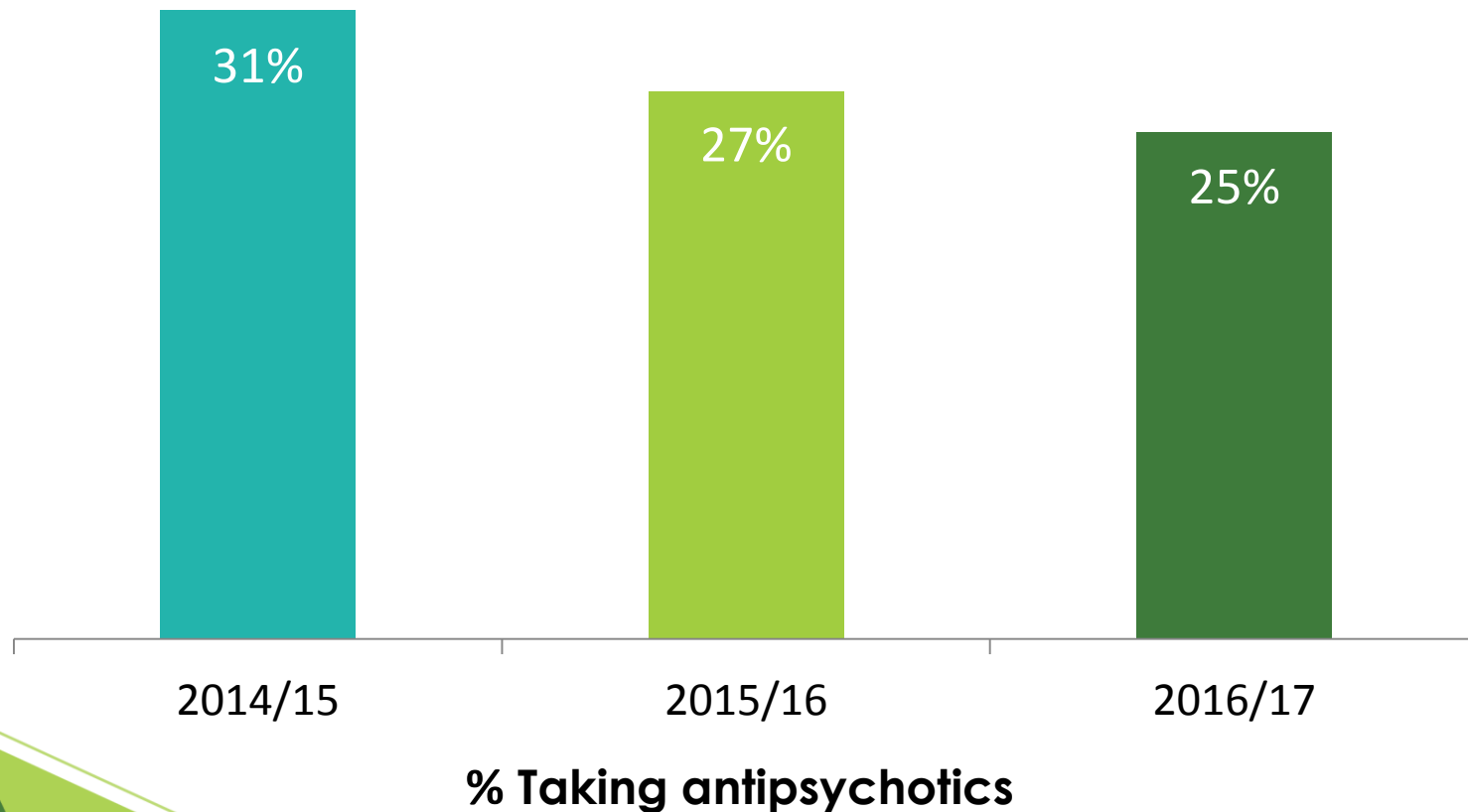
◆ **Health authority owned and operated facilities**

- Funded for an average of **3.35** direct care hours
- **67%** fall below **3.36** direct care hours



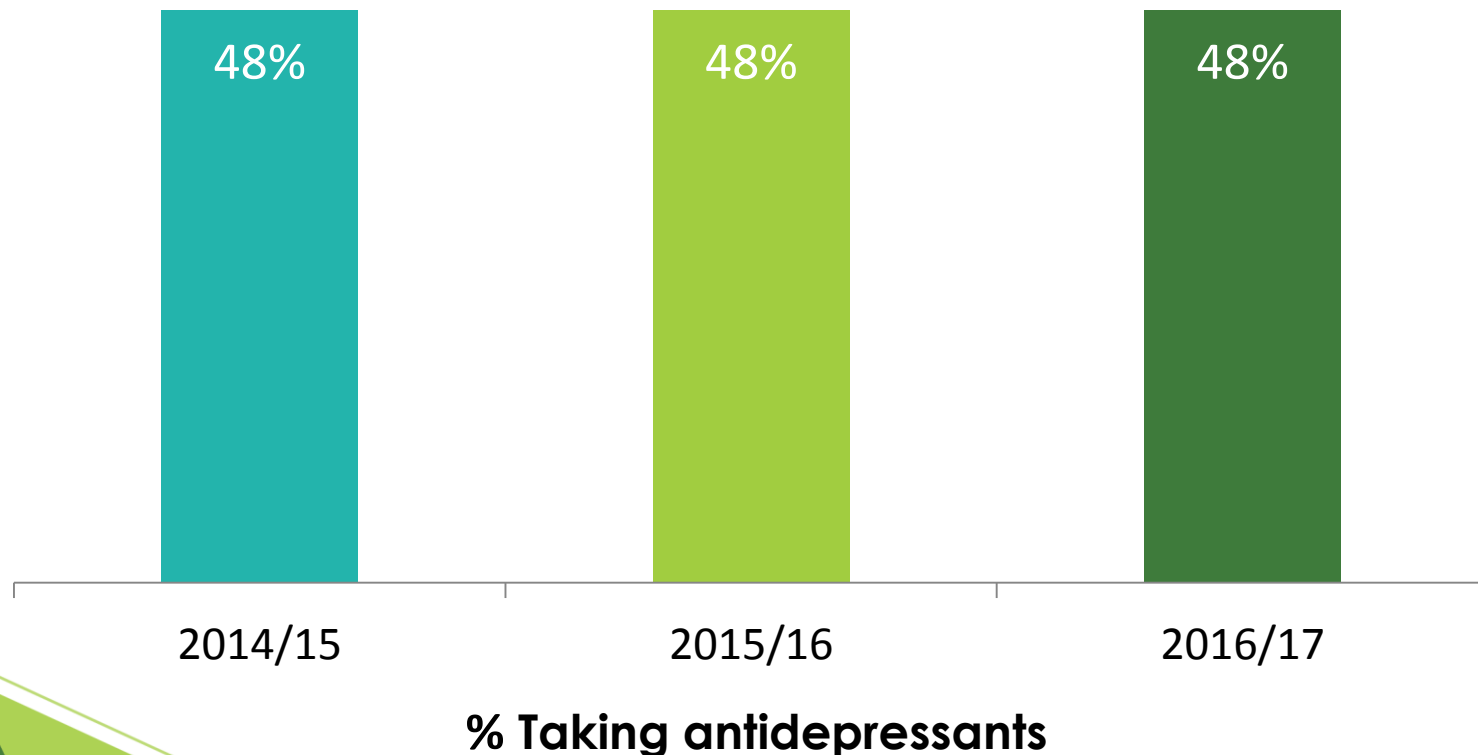
Antipsychotics

- ◆ **25%** taking antipsychotics without a diagnosis of psychosis, a **7% decrease** from 2015/16



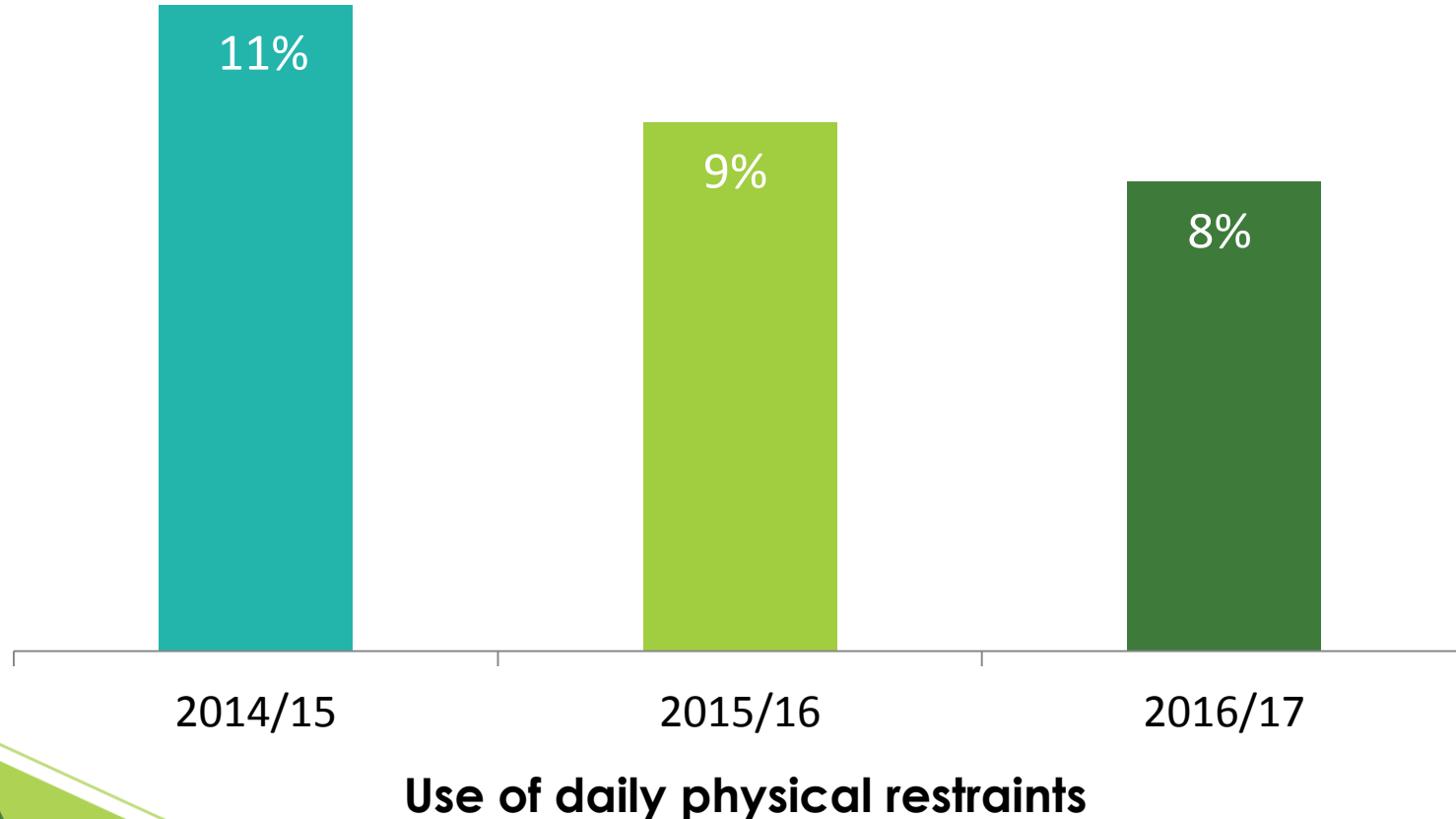
Antidepressants

- ◆ **24%** of residents diagnosed with depression
- ◆ **48%** of residents prescribed antidepressants



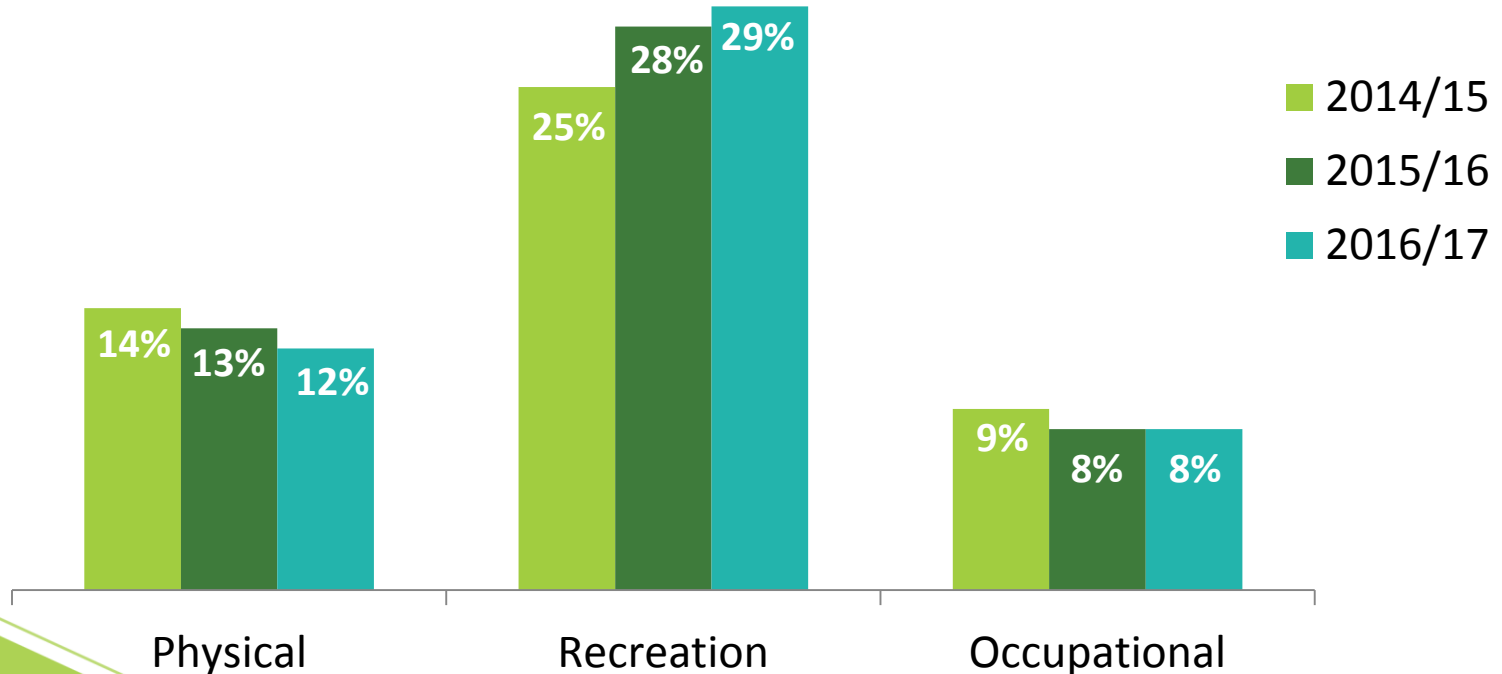
Daily physical restraints

- ◆ **8%** of residents have daily physical restraints, an **11% decrease** from 2015/16



Access to therapies

- ◆ Residents have access to recreational, occupational, and physical therapy services
- ◆ On average in B.C.
 - **12%** of residents received physical therapy
 - **29%** of residents received recreation therapy
 - **8%** of residents received occupational therapy



Incidents

- ◆ Total of **4,629** reportable incidents in 2016/17
 - Slightly higher than 2015/16
- ◆ Rate per **100 beds is 17.4**
 - A slight decrease from last year (17.5)
- ◆ The rate of reportable incidents is **24%** higher in contracted facilities than Health Authority owned and operated

Substantiated Complaints

- ◆ **181** substantiated complaints in 2016/17
 - 13% lower than 2015/16
- ◆ Decreased from **7.9 substantiated complaints per 1,000 beds to 6.8**
- ◆ Substantiated complaints are **1.6 per 1,000 beds** in Health Authority owned and operated and **8.9 per 1,000 beds** in contracted facilities (**356% higher**)
- ◆ The conversion rate between a complaint and a substantiated complaint is 54% higher in contracted facilities

Food

- ◆ **24%** of facilities contract out food services, and **87%** of facilities have their food prepared on site
- ◆ Average funded cost per day: **\$8.00 per resident**
- ◆ Wide variation in funded food costs across from facilities, from a **low of \$4.92 to a high of \$18.44**



Contact

www.seniorsadvocatebc.ca

Toll-free: **1-877-952-3181**

In Victoria: 250-952-3181

Open Monday to Friday, 8:30am – 4:30pm

Translation services available in more than 180 languages

 info@seniorsadvocatebc.ca

 facebook.com/SeniorsAdvocateBC

 [@SrsAdvocateBC](https://twitter.com/SrsAdvocateBC)



OFFICE OF THE
SENIORS ADVOCATE