



OFFICE OF THE
SENIORS ADVOCATE
BRITISH COLUMBIA

Current Issues for B.C. Seniors

Isobel Mackenzie, BC Seniors Advocate

Feb. 6, 2023

Sechelt, B.C.



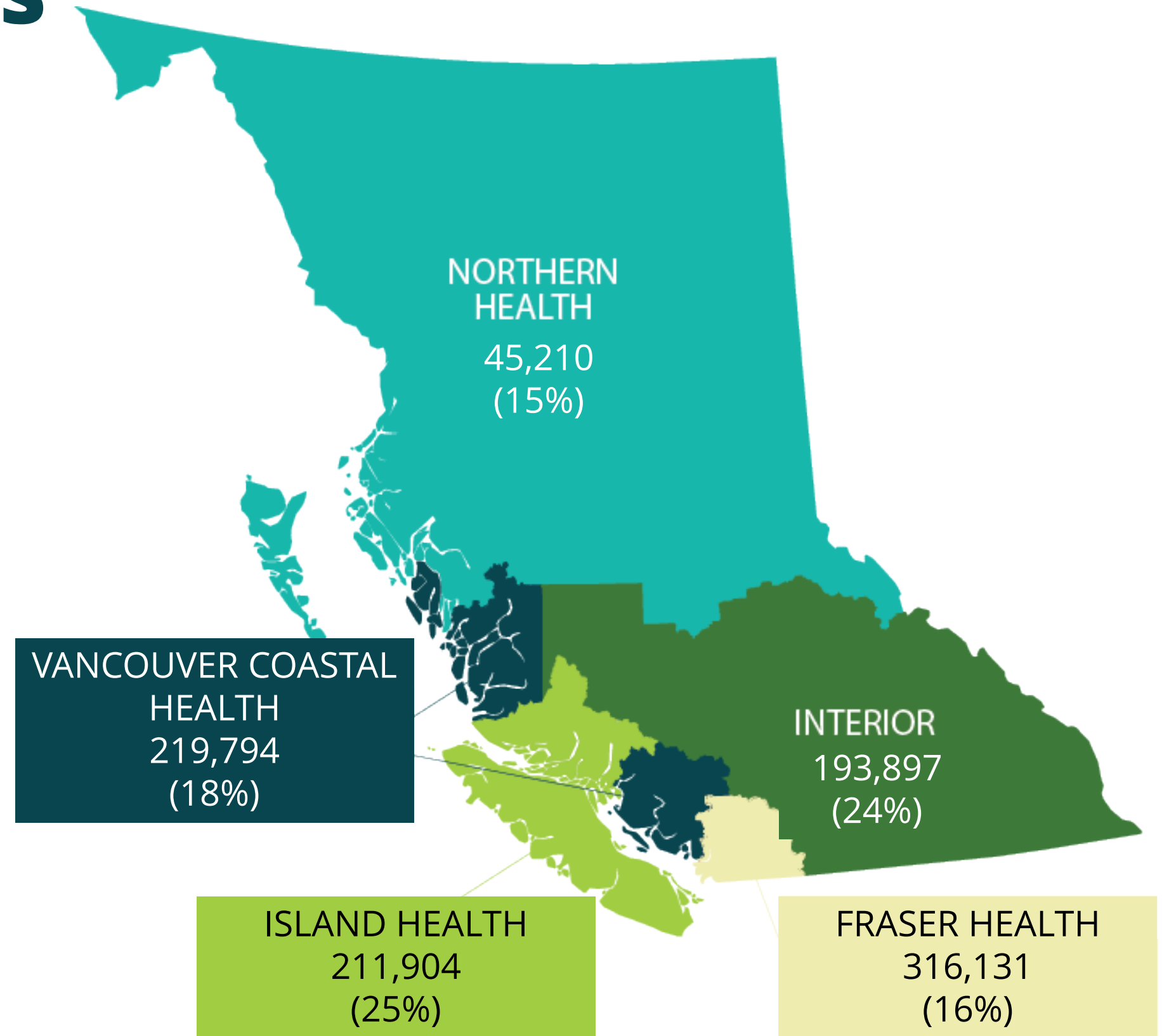
Snapshot of B.C. Seniors

2022

1,016,365
seniors in B.C.

20% of the population

5,000,880
total population



Snapshot of B.C. Seniors



95% aged 65+ live independently

- **77% at 85+**



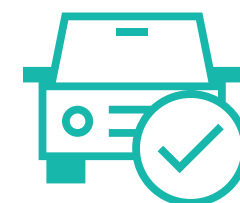
24% aged 65+ live alone

- **39% at 85+**



9% aged 85+ live in assisted living

13% aged 85+ live in long-term care



88% have driver's license at age 65

- **58%** at age 85

- **40%** at 85+



80% aged 65+ are homeowners



\$30,750 median income (\$51,170 avg.)



Income Supports



Federal supports:

- Canada Pension Plan (CPP)
- Old Age Security (OAS)
- Guaranteed Income Supplement (GIS)
- Disability Tax Credit
- Health Expenses Deduction

Provincial supports:

- B.C. Seniors Supplement
- Fair PharmaCare




Income Gap

- Median seniors income is **\$30,750**
 - **25%** of seniors live on less than **\$20,000**
- **45%** of seniors live on less than minimum wage
 - **6%** of the labour force earns minimum wage

Over the last 5 years:

- Minimum wage **40%** ↑
- Pension incomes **14%** ↑



Income Gap

Federal and Provincial Pension Amounts

OAS max \$8,002

CPP avg \$8,731 +

Total \$16,733

GIS \$5,916 +

Total \$22,649

BC Seniors Supplement

- Doubled last year (currently \$100/month)
- Still the **4th lowest** in Canada
- **30%** of single seniors receive the maximum monthly subsidy (\$99.30)
- **24%** receive less than \$50 monthly subsidy rate

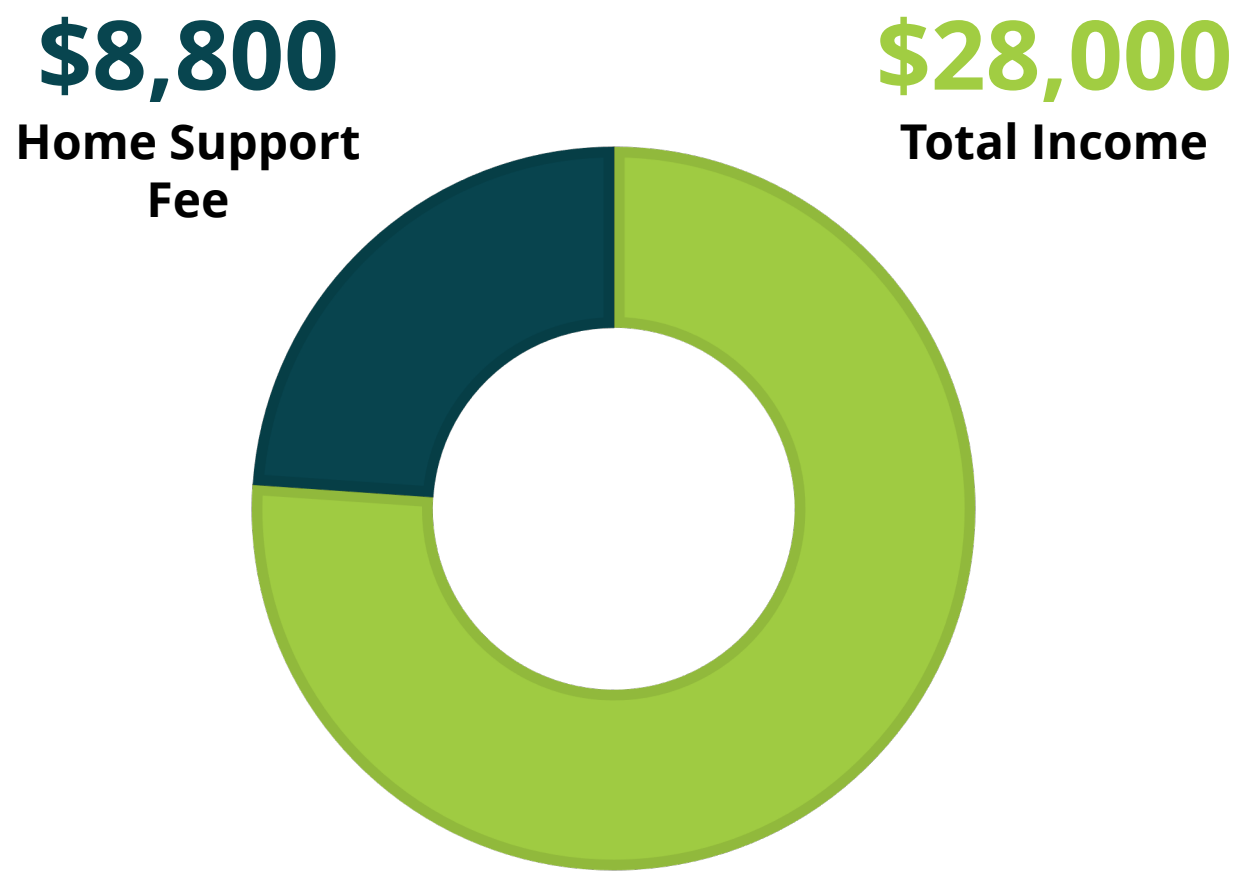


Cost of Aging

- Most seniors **do not** have a private extended health plan
- **No comprehensive provincial programs exist** to provide dental care, eyeglasses, hearing aids, or medical equipment

Home Support

- Seniors with an annual income of **\$28,000** charged **\$8,800** a year for a 45-min daily visit of publicly subsidized home support



Supports for Renters

Shelter Aid for Elderly Renters (SAFER)

VANCOUVER



- **24,000** SAFER recipients
- **95%** live alone
- **81%** have incomes between \$15,000 - \$25,000

	BEFORE	AFTER	CHANGE
Annual Income	\$24,000	\$24,360	1.5%
Monthly Rent	\$1,100	\$1,139	3.5%
SAFER Subsidy	\$139	\$130	-7.0%
Funds Remaining	\$1,039	\$1,021	



Supports for Renters

BC Housing Seniors Subsidized Housing (SSH)

- **67%** have an income between \$15,000 and \$25,000
- **Nearly 3-year** avg. wait time
- **17% (1,600)** seniors waiting 5+ years
- **8%** of the waiting list was placed last year
- SSH units per 1,000 of the target population 55+ **14%** ↓ in the last 5 years
- **73%** SSH renters are seniors
- **31,901** units



Homeowners

- **No programs exist** to subsidize expenses of major home repairs
- **49%** of low-income senior homeowners report they cannot afford major repairs needed

Property Tax Deferral Program

- **16%** of eligible homeowners access the program
- **Major costs** such as hydro, strata fees and other municipal costs **not covered**
- **Not accessible** to co-ops



Challenges to Healthy Aging



- Lack of suitable housing
- Aging in place – supports, coordination, and costs, caregiver support
- Isolation and loneliness
- Fragmented systems – i.e. transportation
- Ageism – rights of autonomy, right to live at risk





QUESTION

ANSWER

Contact

Toll-free: **1-877-952-3181**

In Victoria: **250-952-3181**

Monday to Friday: 8:30am–4:30pm

www.seniorsadvocatebc.ca

 info@seniorsadvocatebc.ca

 facebook.com/SeniorsAdvocateBC

 [@SrsAdvocateBC](https://twitter.com/SrsAdvocateBC)



OFFICE OF THE
SENIORS ADVOCATE
BRITISH COLUMBIA